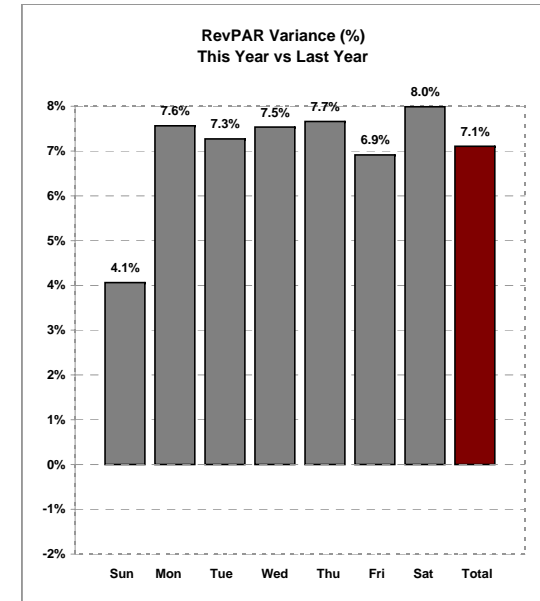
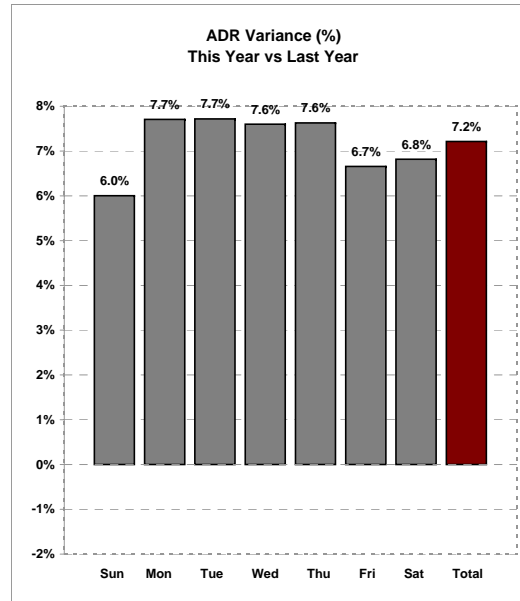
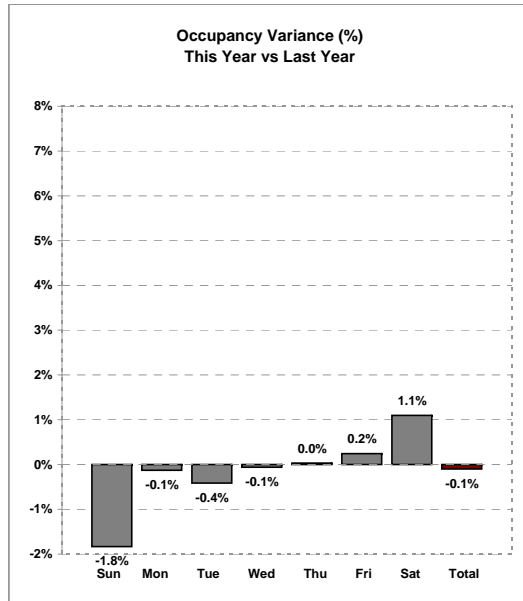




## Weekly Lodging Report - Total United States - Week of November 12, 2006 - November 18, 2006

	Actual Nov 12, 2006 - Nov 18, 2006								Percent Change from Previous Year							
	12-Nov-06	13-Nov-06	14-Nov-06	15-Nov-06	16-Nov-06	17-Nov-06	18-Nov-06	Total	13-Nov-05	14-Nov-05	15-Nov-05	16-Nov-05	17-Nov-05	18-Nov-05	19-Nov-05	Total
	Sun	Mon	Tue	Wed	Thu	Fri	Sat	Week	Sun	Mon	Tue	Wed	Thu	Fri	Sat	Week
<b>Occupancy</b>	49.1%	66.1%	71.5%	71.7%	65.8%	64.8%	65.2%	64.9%	-1.8%	-0.1%	-0.4%	-0.1%	0.0%	0.2%	1.1%	-0.1%
<b>Average Daily Rate</b>	\$100.69	\$104.19	\$104.33	\$103.37	\$101.11	\$93.96	\$94.63	\$100.43	6.0%	7.7%	7.7%	7.6%	7.6%	6.7%	6.8%	7.2%
<b>Revenue Per Available Room</b>	\$49.47	\$68.82	\$74.59	\$74.08	\$66.54	\$60.90	\$61.68	\$65.15	4.1%	7.6%	7.3%	7.5%	7.7%	6.9%	8.0%	7.1%



Source: Smith Travel Research

You may quote this data when properly attributing it to Smith Travel Research, Inc.  
For additional information about specific markets or STR chain scales please contact STR at 615-824-8664, or e-mail: [info@smithtravelresearch.com](mailto:info@smithtravelresearch.com).

Date Created: November 22, 2006